

College of Education, Kharod (Ankleshwar)

Student Satisfaction Survey (SSS)

Academic Year 2019-21

Introduction

Students are the core of the stakeholders of the college; hence it becomes imperative to elicit the opinion of the students in each area of functioning of the college. This facilitates the College to identify the deviations and improvise wherever necessary

Survey Process

The questionnaire is majorly based on the NAAC SSS; it focuses on the teaching-learning aspects as well as on the extra-curricular, co-curricular and research activities in the college. The survey was conducted through a Google form.

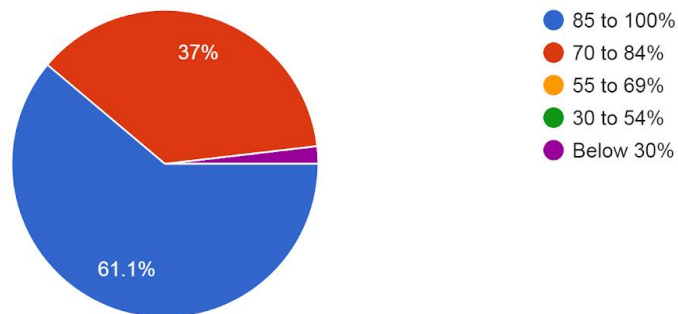
Survey Sample

Total 54(100%) S.Y.B.Ed. Students are responded to the survey.

Survey Result:

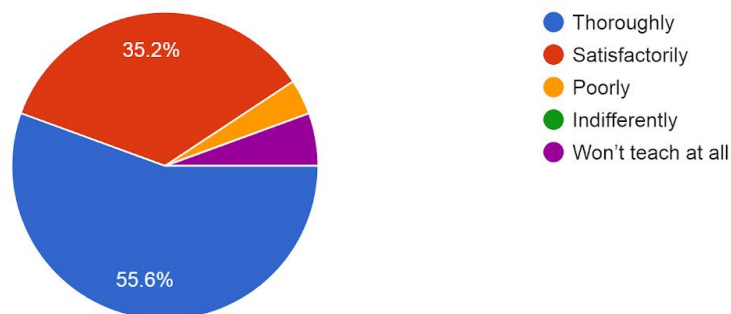
1. How much of the syllabus was covered in the class?

54 responses



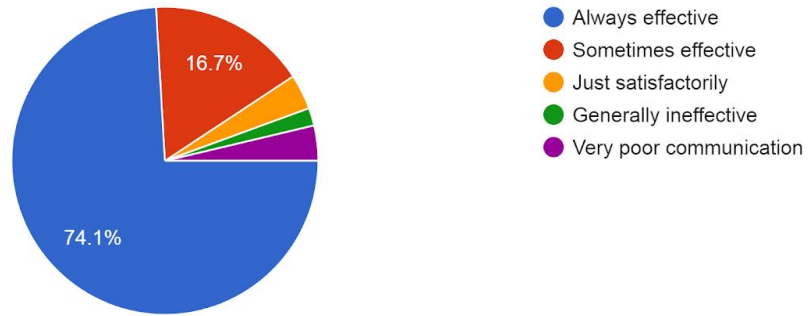
2. How well did the teachers prepare for the classes?

54 responses



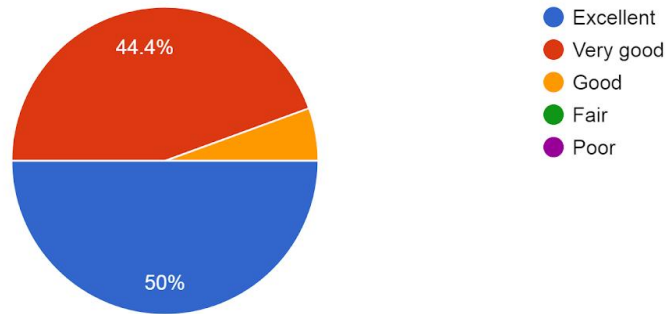
3. How well were the teachers able to communicate?

54 responses



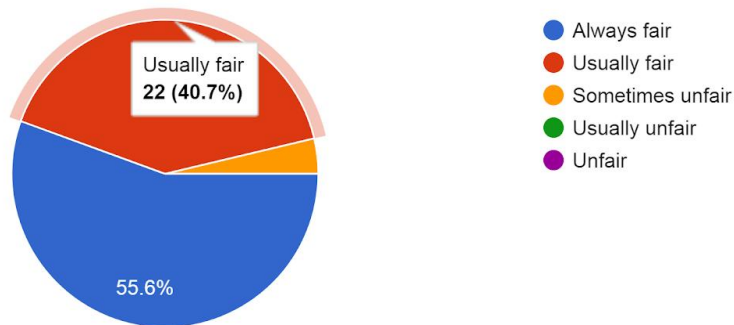
4. The teacher's approach to teaching can best be described as

54 responses



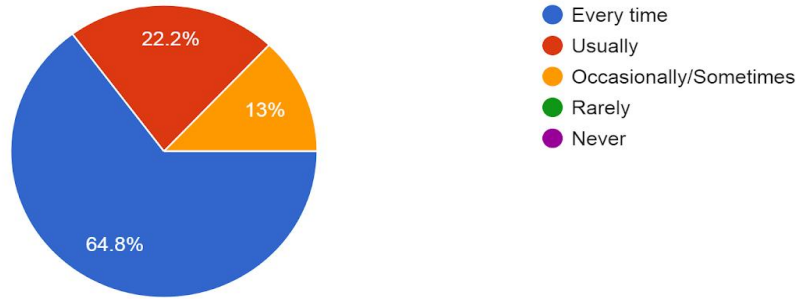
5. Fairness of the internal evaluation process by the teachers.

54 responses



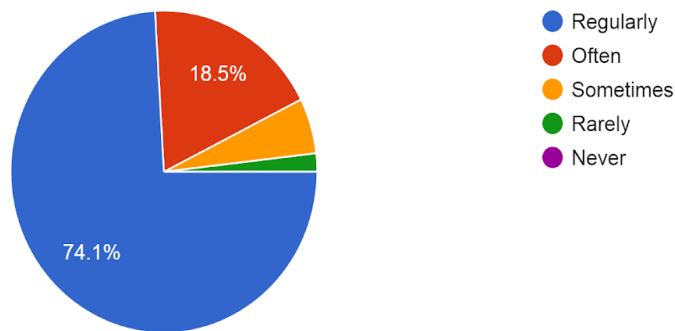
6. Was your performance in assignments discussed with you?

54 responses



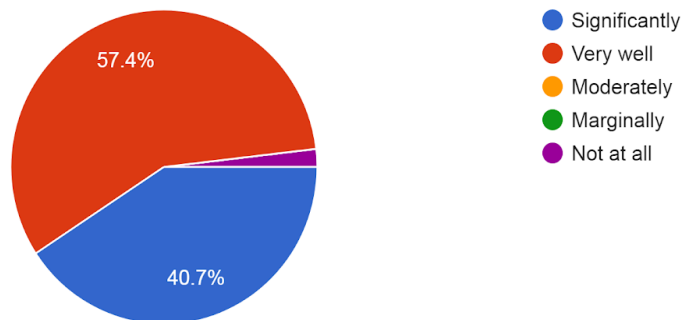
7. The institute takes active interest in promoting internship, student exchange, field visit opportunities for students.

54 responses



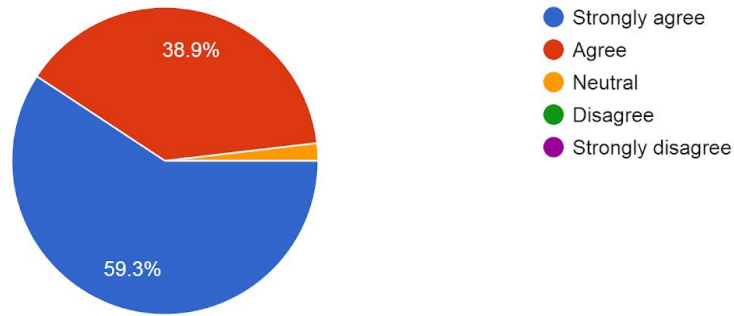
8. The teaching and mentoring process in your institution facilitates you in cognitive, social and emotional growth.

54 responses



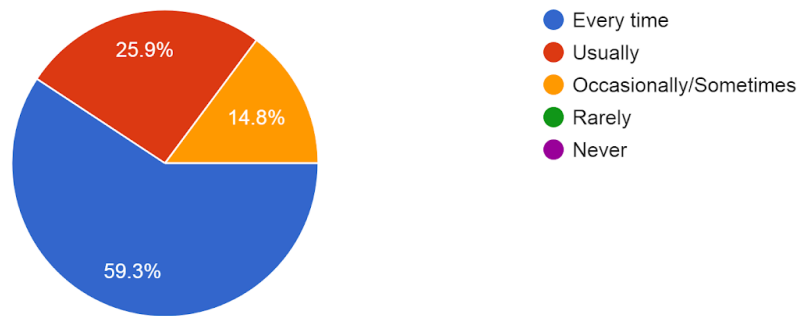
9. The institution provides multiple opportunities to learn and grow.

54 responses



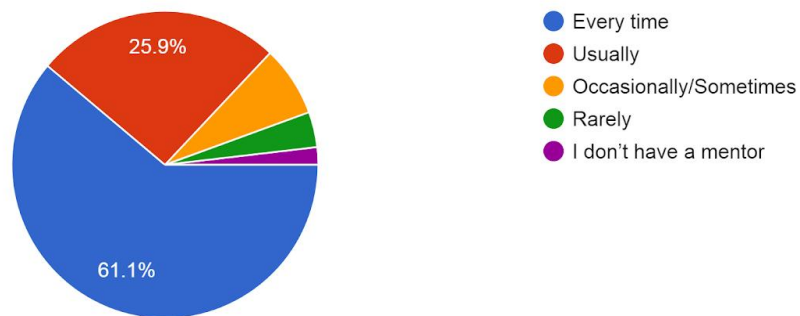
10. Teachers inform you about your expected competencies, course outcomes and programme outcomes.

54 responses



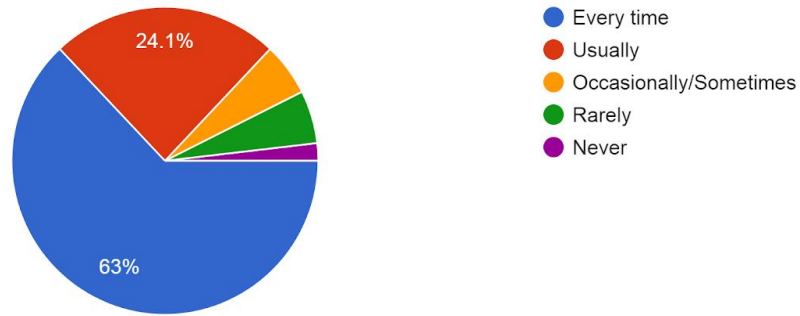
11. Your mentor does a necessary follow-up with an assigned task to you.

54 responses



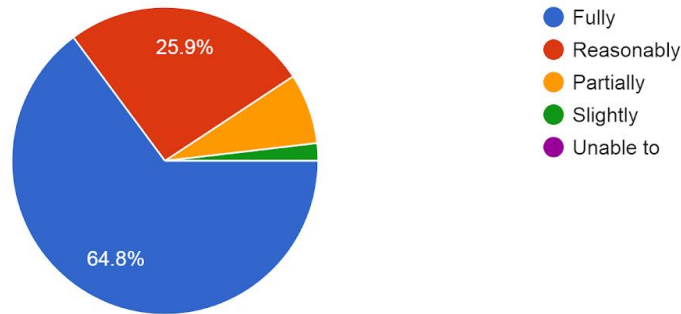
12. The teachers illustrate the concepts through examples and applications.

54 responses



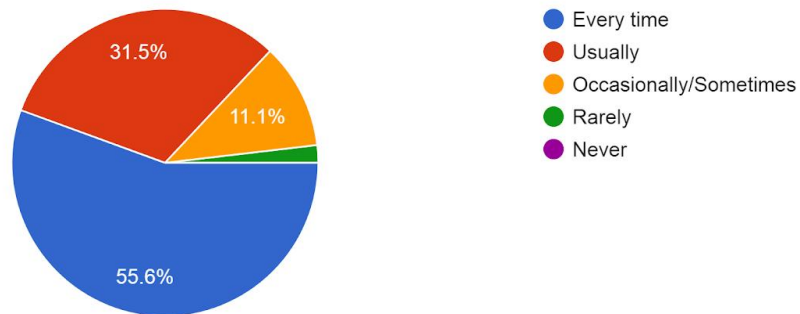
13. The teachers identify your strengths and encourage you with providing right level of challenges.

54 responses



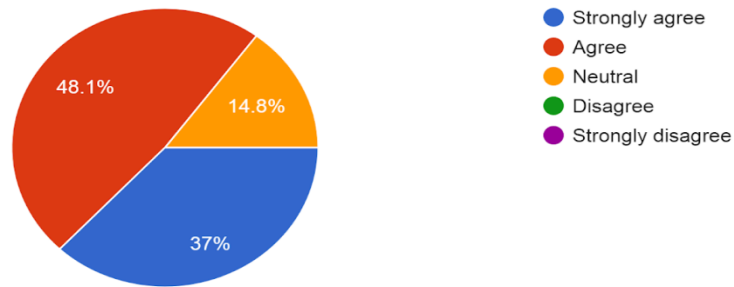
14. Teachers are able to identify your weaknesses and help you to overcome them.

54 responses



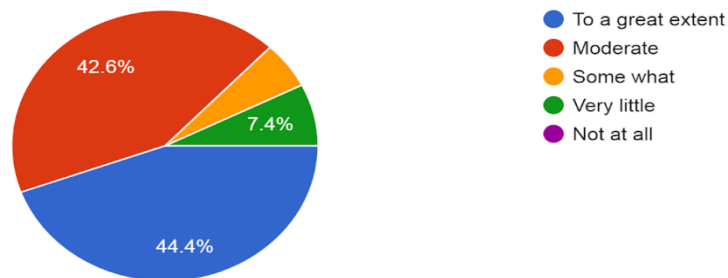
15. The institution makes effort to engage students in the monitoring, review and continuous quality improvement of the teaching learning process.

54 responses



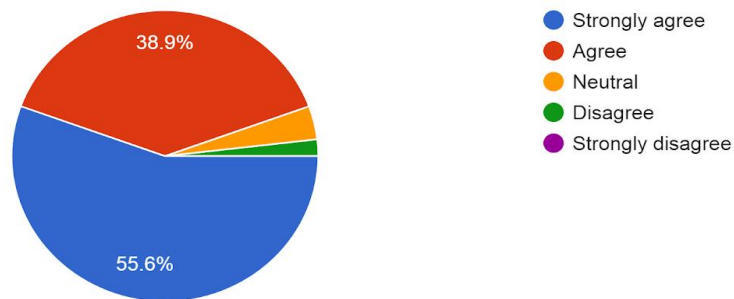
16. The institute/ teachers use student centric methods, such as experiential learning, participative learning and problem solving methodologies for enhancing learning experiences.

54 responses



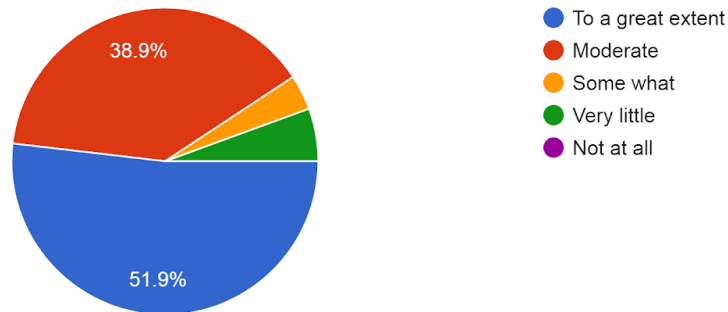
17. Teachers encourage you to participate in extracurricular activities.

54 responses



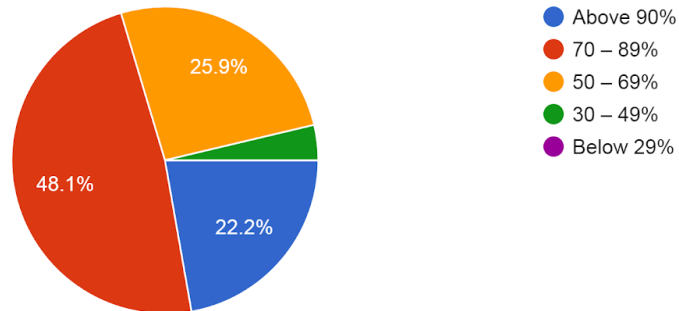
18. Efforts are made by the institute/ teachers to inculcate soft skills, life skills and employability skills to make you ready for the world of work.

54 responses



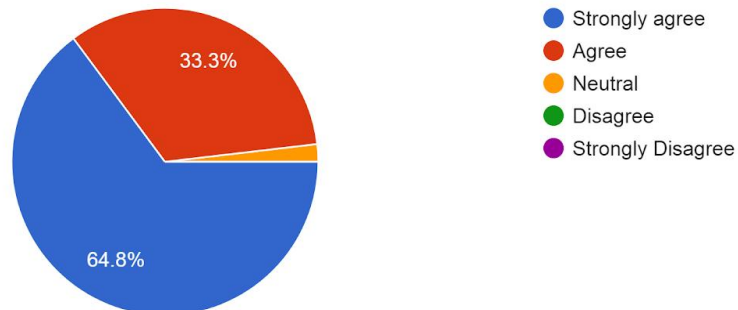
19. What percentage of teachers use ICT tools such as LCD projector, Multimedia, etc. while teaching.

54 responses



20. The overall quality of teaching-learning process in your institute is very good.

54 responses





21. Give three observation / suggestions to improve the overall teaching – learning experience in your institution.

54 responses

The analysis of the survey:

- The College needs to use ICT
- The College needs to give Hostel Accommodation
- Overall learning experience is very good
- Teaching is good and effective




PRINCIPAL
College of Education
Kharod, Ta. Ankleshwar